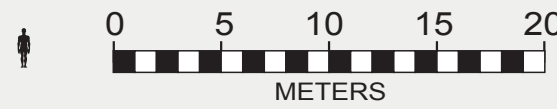


If printed 17 inches tall (from black-outlined edge to black-outlined edge) the scale of these drawings is 1/350.



NOTES

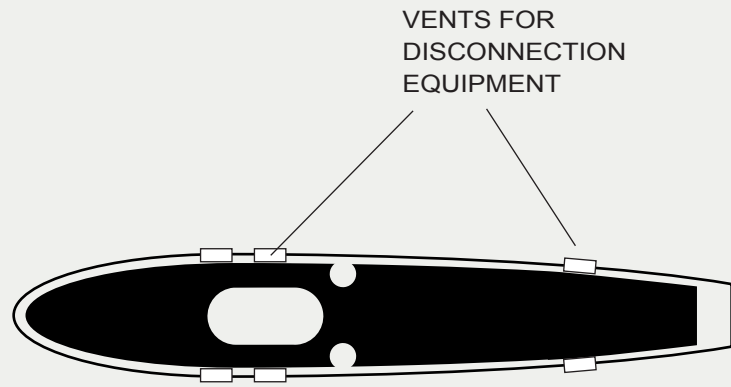
SEPARATION PLANE  
This is located between Deck 8 Dorsal and Deck 9 Dorsal.

DECK 9  
Most of this deck is unchanged from the original configuration of the Constitution-class ship. Material Reclamation and Fabrication is probably not a 100% efficient process. Therefore, these 2 hatches could allow for transfer of rare elements required in various manufacturing processes.

Deflector Equipment is located in the center of the deck.

DECK 9 DORSAL  
The disconnection equipment is located on this deck. This area is kept clear and is difficult to enter except by authorized personnel. It is accessible only by ladders.

Disconnection equipment is also located in each engine pylon.



SEPARATION PLANE

SHIP DATA

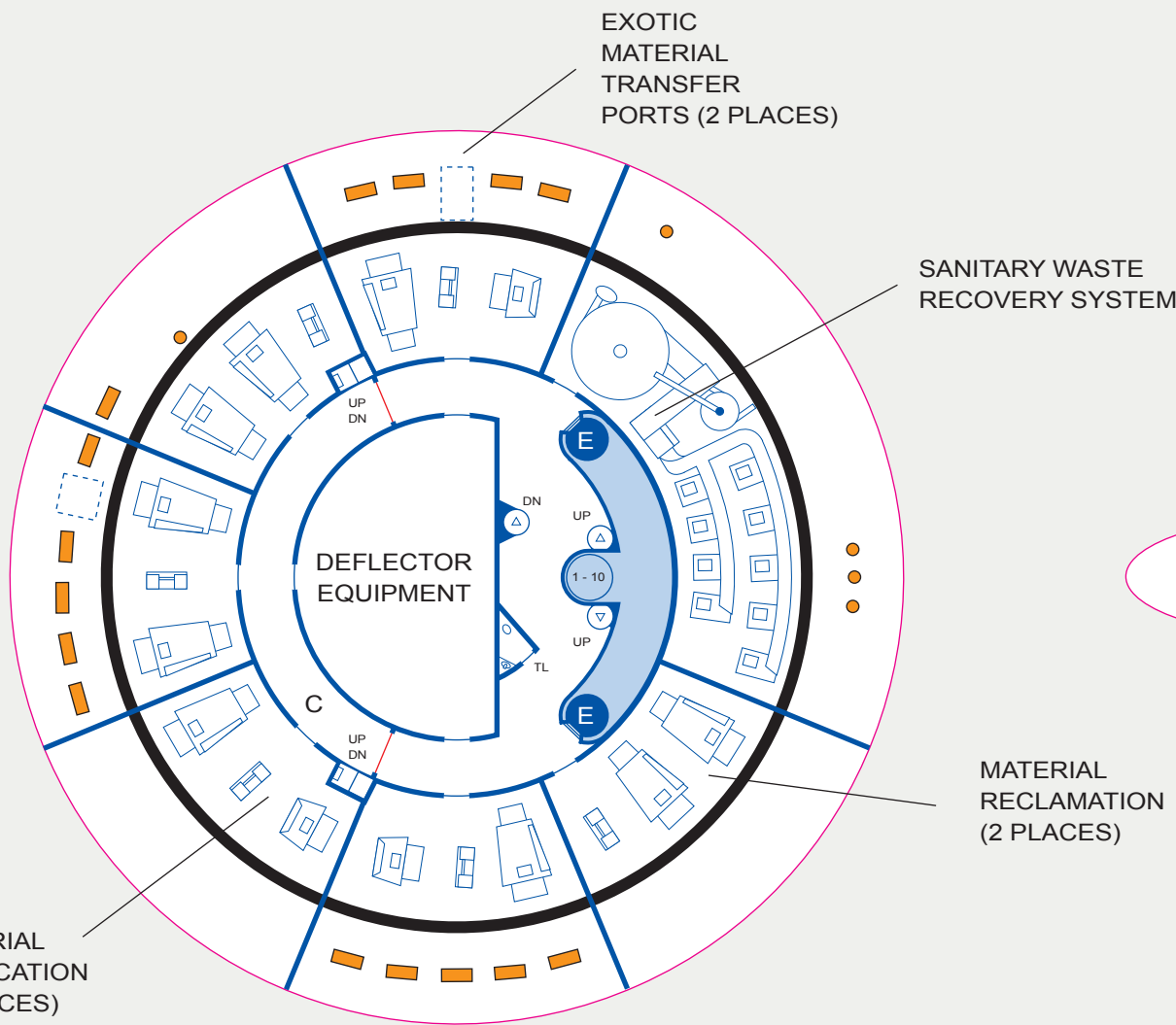
LENGTH: 222 m  
WIDTH: 127 m  
HEIGHT: 60 m

TRANSPORTERS  
6-person: 4  
22-person: 2  
cargo: 2

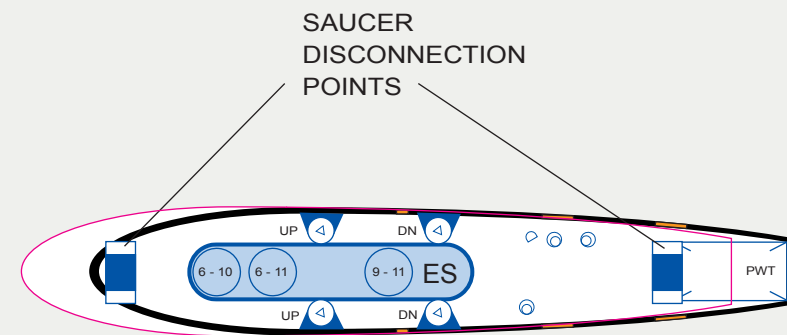
SHUTTLECRAFT: 2

PHASERS  
banks of 2: 4

TORPEDO TUBES: 0

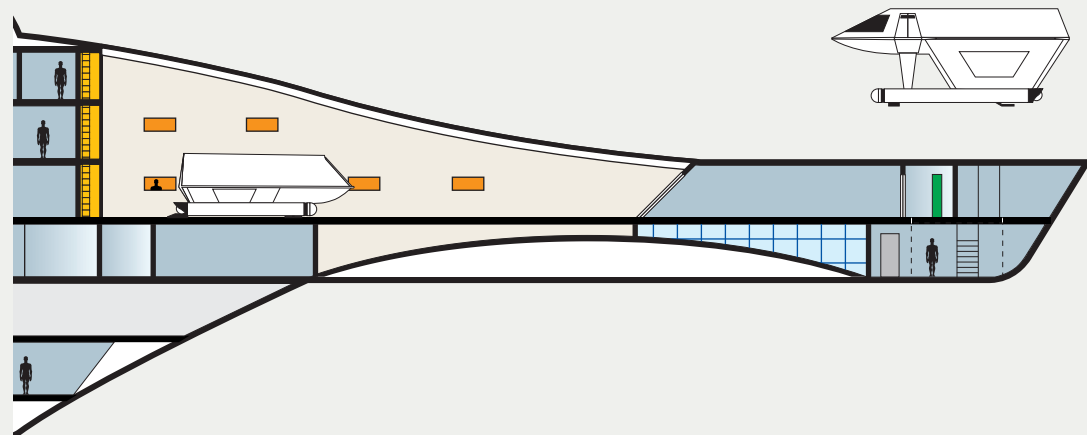


DECK 9: FABRICATION FACILITIES



DECK 9: DORSAL

B-B



C-C

