

NOTES

DECK 5
 Except for the Chapel at the front and the Batteries around the Chapel, this entire deck is also devoted to Passenger Cabins.

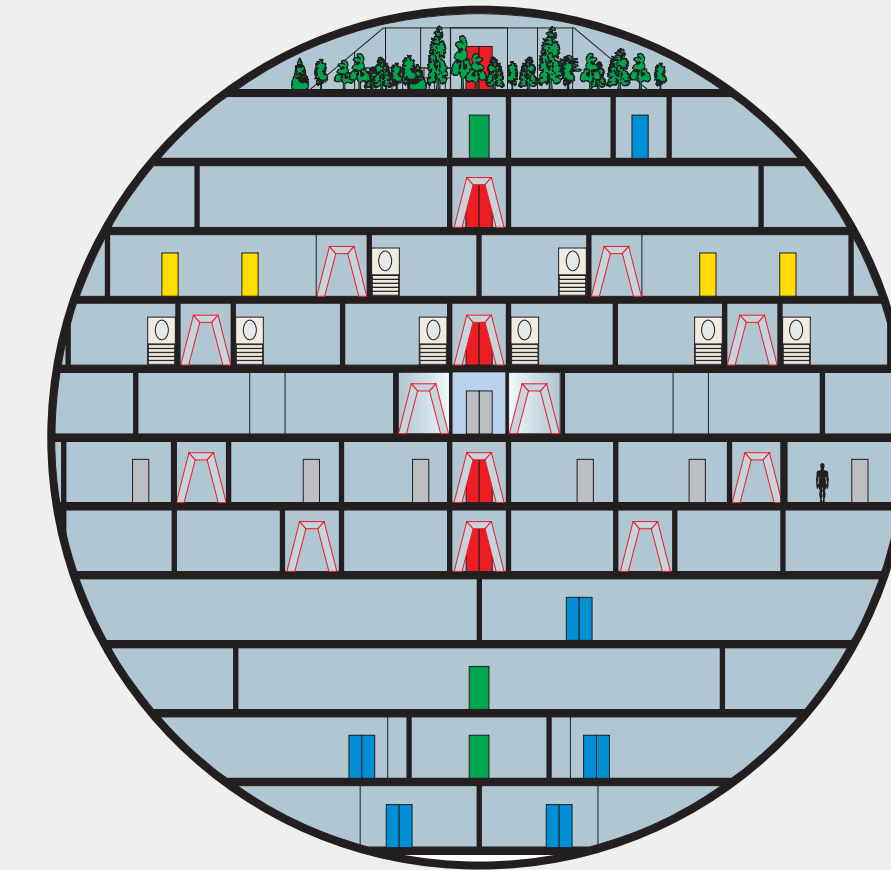
DECK 6
 The Main Gangway is at the very front center of this deck.

On either side of the Gangway are play areas for children. Passenger Cabins extend back about halfway. Most of these cabins are for families, hence the play area at the front.

Aft of the passenger cabins to port is the Laundry and Manufacturing Center. Various labs, doctors' offices, a waiting room, and Sickbay are to starboard.

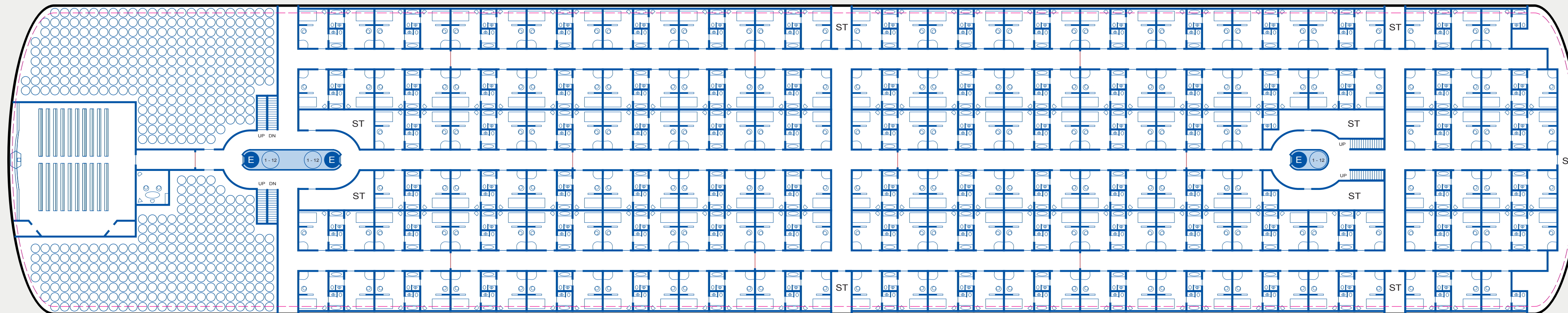
Further aft are the Engineering Machine Shops to port, the Turbo-Elevator Repair Center and Environmental Engineering is to starboard.

At the extreme aft is Main Impulse Engineering. Engineering Computers are on each side.

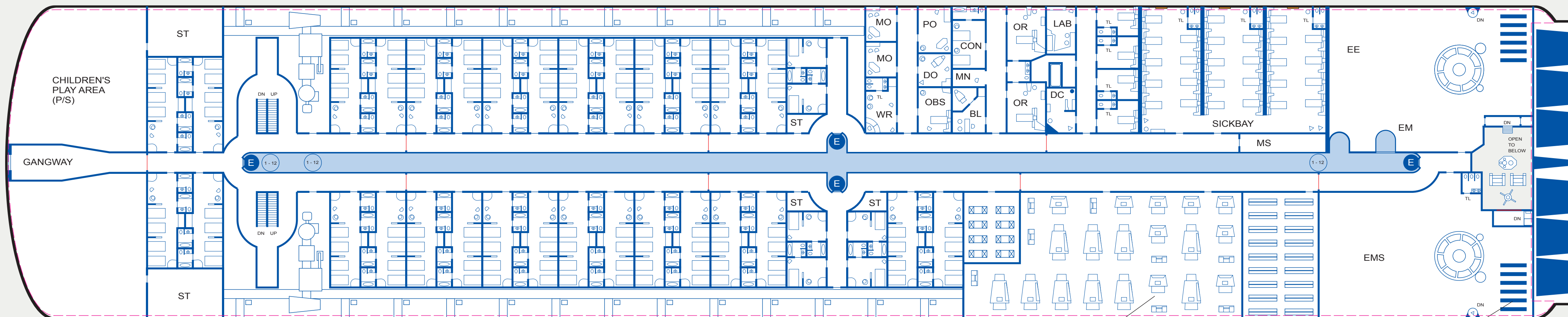


CROSS-SECTION C-C

DECK 5: CHAPEL / PASSENGER CABINS



DECK 6: GANGWAY / PASSENGER CABINS / SICKBAY / MANUFACTURING / ENGINEERING



MATERIAL RECLAMATION AND FABRICATION

ENGINEERING COMPUTERS (P/S)

IMPULSE REACTOR EXHAUSTS