

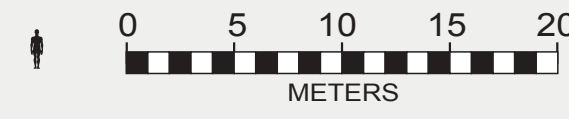
STAR TREK - TRANSPORT CONTAINERS

If printed 17 inches tall (from black-outlined edge to black-outlined edge) the scale of these drawings is 1/350.

LAYOUT: EXTERIOR (Mk. I - III, V - IX) PAGE 2 of 13

COPYRIGHT 2021 - PARAMOUNT

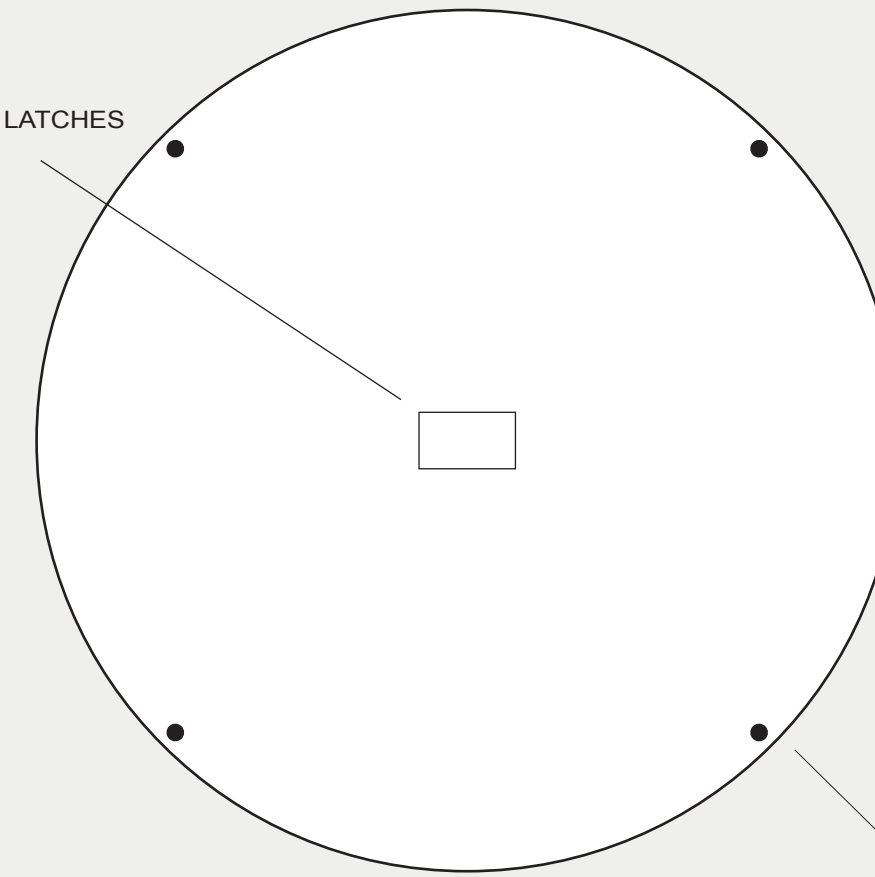
DRAWN BY: Jim Botaitis



SPECIFICATIONS

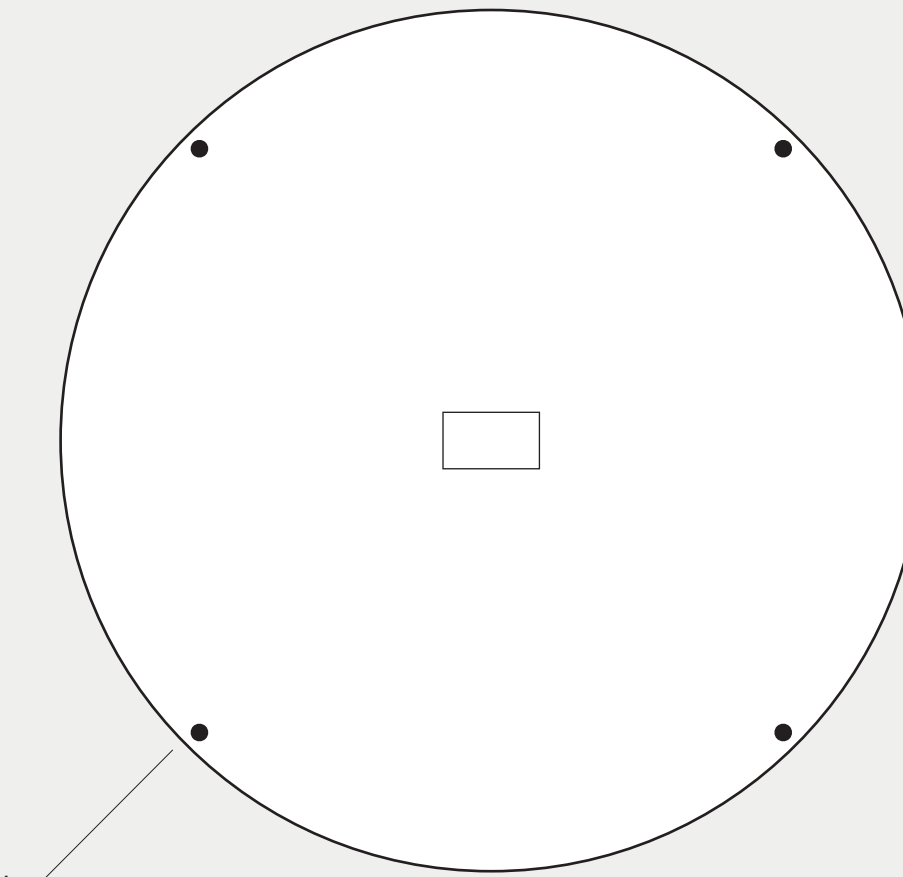
DIAMETER	-	40 m	Mk. I	-	LIQUIDS
LENGTH	-	200 m	Mk. II	-	DRY BULK
			Mk. III	-	REFRIGERATED
VOLUME	-	250,000 m ³ (approximately)	Mk. IV	-	PERSONNEL *
			Mk. V	-	PRODUCTS
			Mk. VI	-	HOSPITAL SHIP
			Mk. VII	-	TROOP TRANSPORT
* OFFICERS	-	15	Mk. VIII	-	COLONIZATION SHIP
CREW	-	150	Mk. IX	-	MINING FACILITY
PASSENGERS	-	500	Mk. X	-	REPAIR FACILITY
TONNAGE	-	Varies, depending on the cargo and the container type			

MAGNETIC LATCHES
(Fore / Aft)



FRONT

REACTION CONTROL
SYSTEM (16 PLS)




REAR



PORT

DOCKING CLAMPS
(4 PLS)

MAGNETIC LATCHES
(4 PLS)



TOP