

NOTES

DECK 8

Most of this deck is unchanged from the configuration of the Constitution-class ship. Laundry, Food Preparation, Main Recreation and Entertainment areas are here.

The Auxiliary Control is surrounded by the ship's Main Computers which continue here from the center of Deck 7.

The Water Storage found here is an extension of the Water Storage on Deck 7.

The Food Preparation area has two "conveyors" which distribute food upwards into the Messrooms located on Deck 6 and Deck 5.

There are four hatches or ports on the studio model. Two of them are on Deck 8. The other two are on Deck 9. Images of these hatches are below, left. Their distribution on the studio model is asymmetric, as are the windows around them. The hull is at such an extreme angle that even the longest hatch results in an opening only 4 feet (1.2 meters) tall. A crew member in a spacesuit can not fit through any of these hatches. Instead, these 2 hatches probably have a function similar to the Umbilical Connection Panels as on the Space Shuttle (below, right).

DECK 9

Most of this deck is unchanged from the original configuration of the Constitution-class ship. Material Reclamation and Fabrication is probably not a 100% efficient process. Therefore, these 2 hatches could allow for transfer of rare elements required in various manufacturing processes.

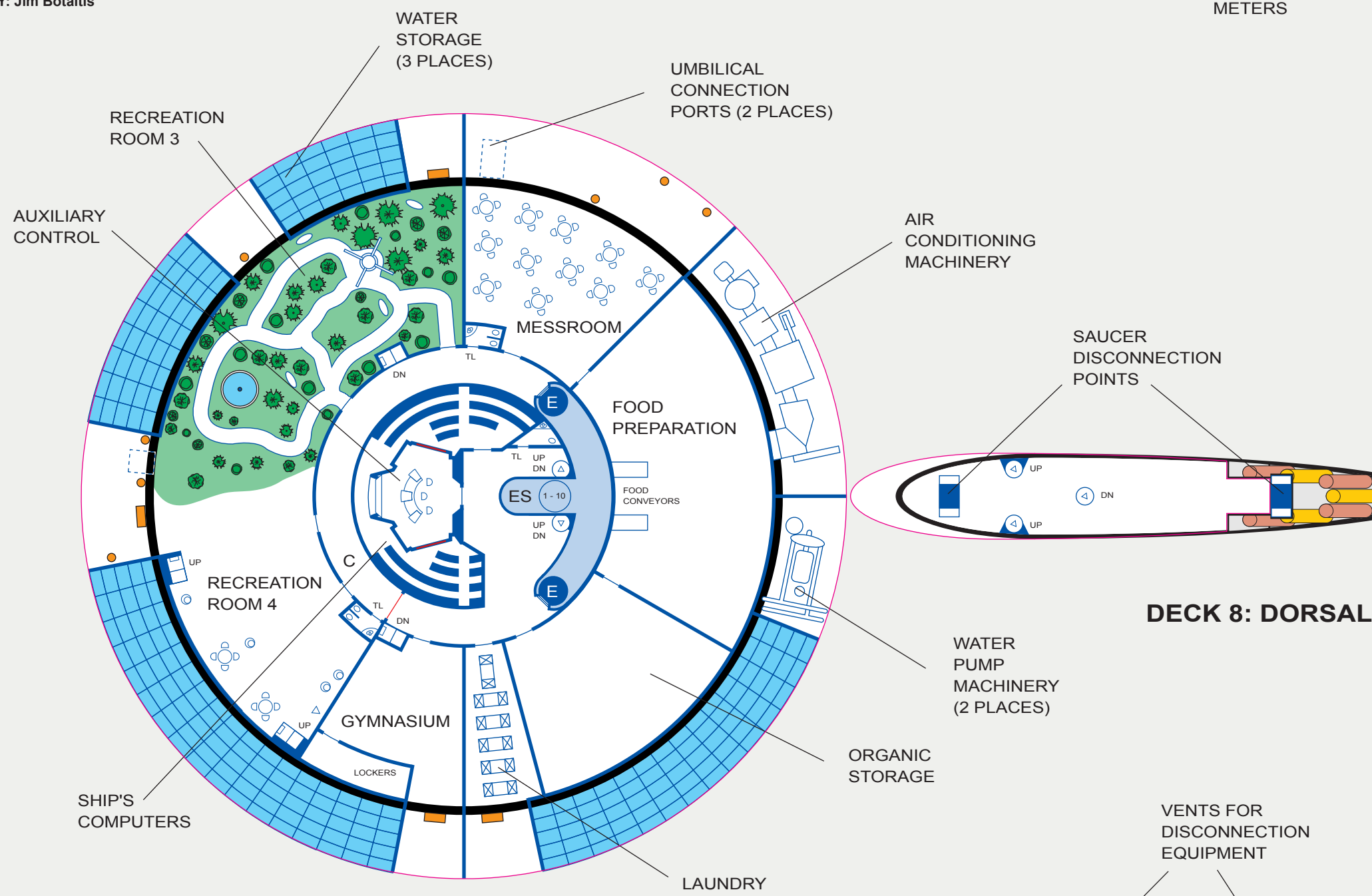

Deflector Equipment is located in the center of the deck. It surrounds the hollow pocket used for stowing the Main Sensor Dish's support strut on occasions when it needs to be retracted.

REAR LANDING LEG

This is located between Deck 8 Dorsal and Deck 9 Dorsal.

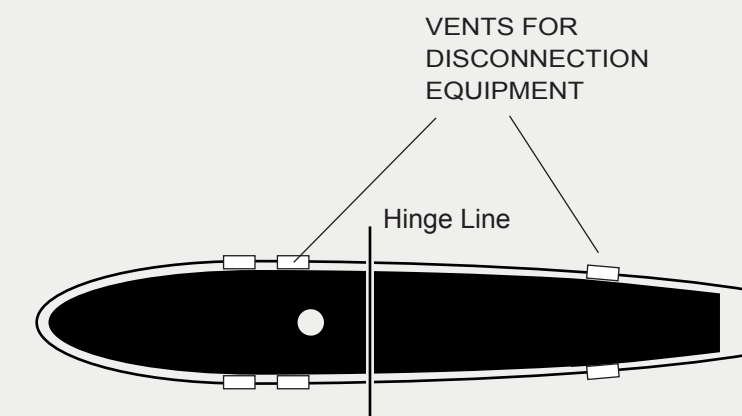
DECK 8 DORSAL and DECK 9 DORSAL

The disconnection equipment is located on these two decks. This area is kept clear and is difficult to enter except by authorized personnel. It is accessible only by ladders.

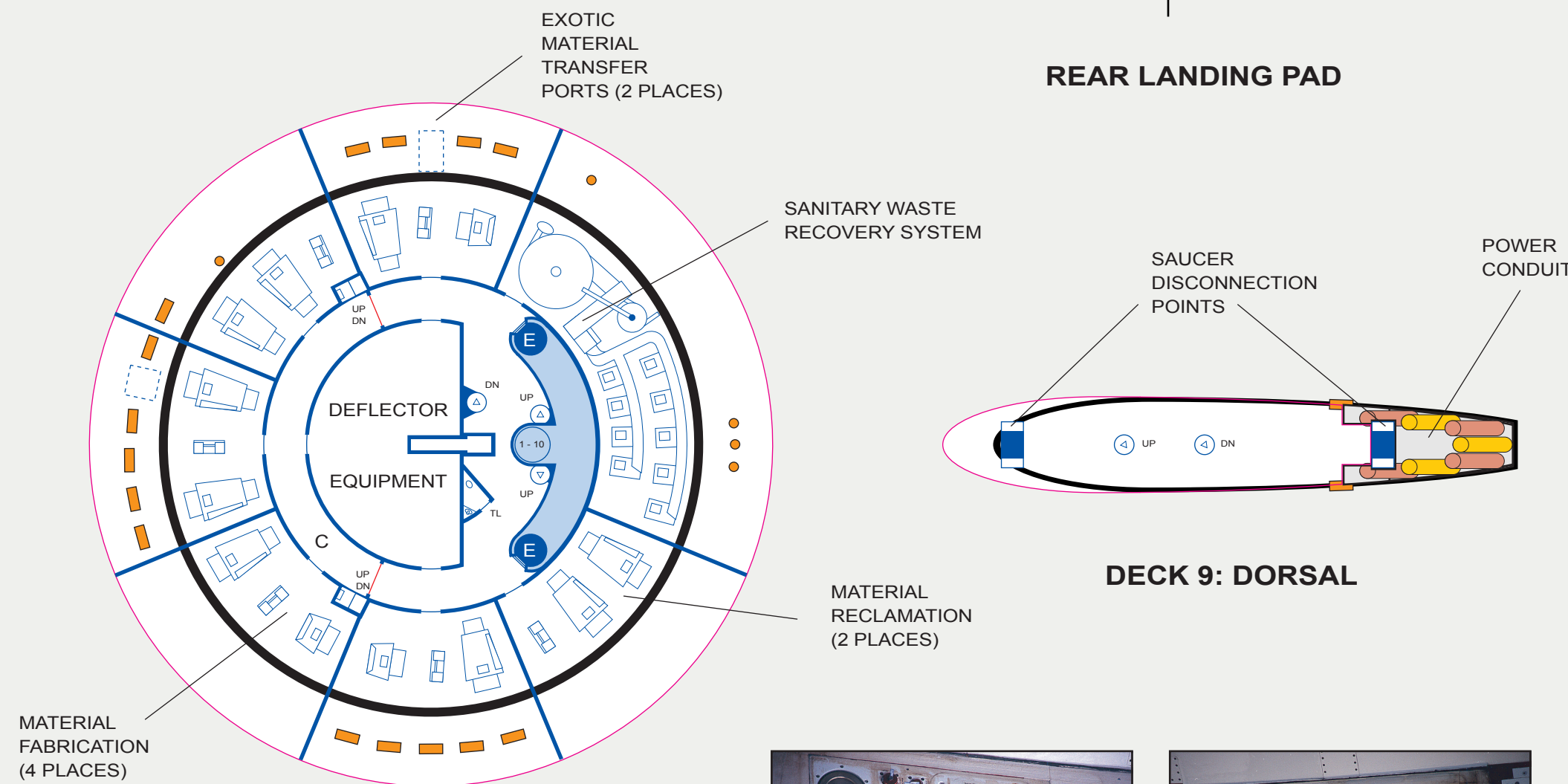


DECK 8: ENTERTAINMENT / RECREATION FACILITIES

DECK 8: DORSAL



REAR LANDING PAD



DECK 9: FABRICATION FACILITIES

DECK 9: DORSAL

