

## NOTES

### DECK 10

Photon Torpedo Launchers and Photon Torpedoes were moved to the dorsal Weapons Pod. Since this class of ship has 3 pairs of Phaser Banks on the underside, they were moved from their normal location on Deck 11 to this deck. They are spread around the deck at 120° intervals.

The rest of the deck is filled with Cargo Holds.

### DECK 10 VENTRAL

This is a lounge.

### DECK 11

Phasers were moved from this deck to Deck 10.

The equipment around the perimeter here on Deck 11 is for the Tractor Beam. The 3 Tractor Beam Controllers direct the Emitter so that the beam can locate and lock onto the object being towed.

The 3 pale gold-coloured recessed rings on the underside of the Primary Hull absorb and re-direct any back-scatter created by the Tractor Beam.

### DECK 11 VENTRAL

This is a lounge.

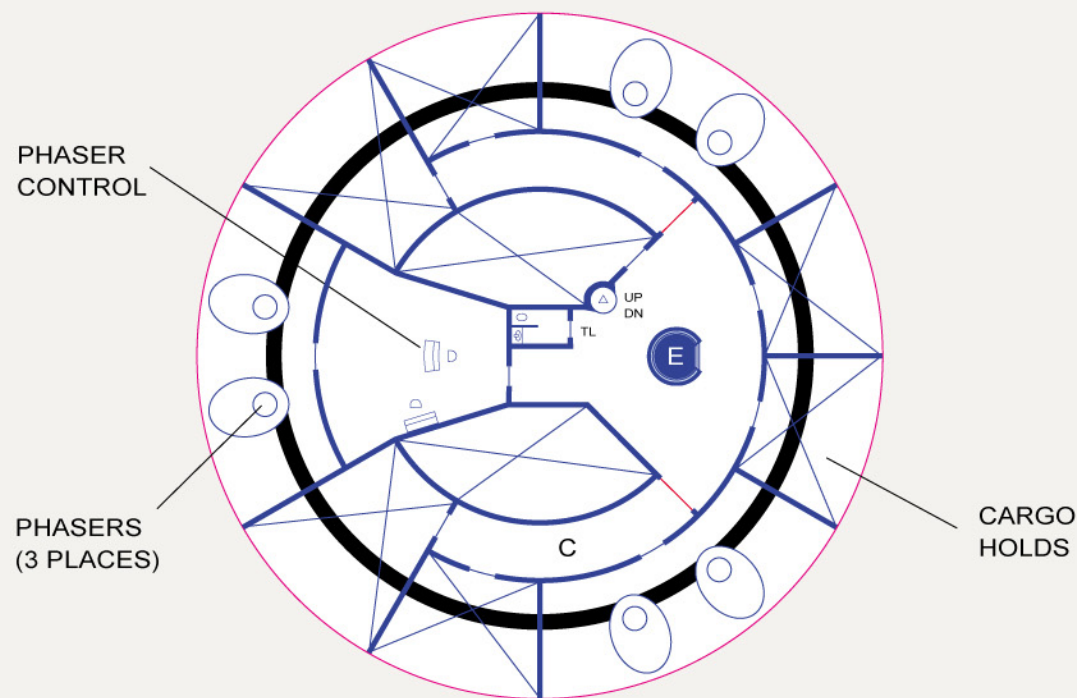
### DECK 12

The Lower Sensor Dome is located here.

The Tractor Beam Emitter is at the bottom of the Lower Sensor Dome.

### DECK 12 VENTRAL

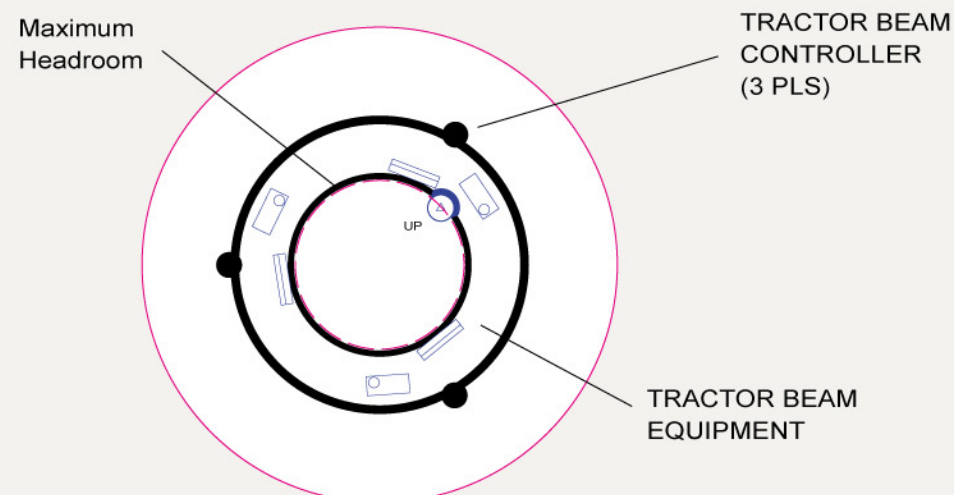
The horizontal shaft of the turbo-elevator provides access to the lower ventral decks. Most of those levels contain Deflector Equipment.



DECK 10: PHASERS / CARGO



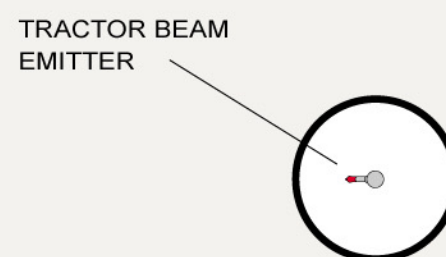
DECK 10: VENTRAL




DECK 11: TRACTOR BEAM



DECK 11: VENTRAL



DECK 12: SENSORS / TRACTOR BEAM



DECK 12: VENTRAL