

If printed 17 inches tall (from black-outlined edge to black-outlined edge) the scale of these drawings is 1/350.



NOTES

DECK 8

Most of this deck is unchanged from the configuration of the Constitution-class ship. Laundry, Food Preparation, Main Recreation and Entertainment areas are here.

The Auxiliary Control is surrounded by the ship's Main Computers which continue here from the center of Deck 7.

The Water Storage found here is an extension of the Water Storage on Deck 7.

The Food Preparation area has two "conveyors" which distribute food upwards into the Messrooms located on Deck 6 and Deck 5.

There are four hatches or ports on the studio model. Two of them are on Deck 8. The other two are on Deck 9. Images of these hatches are below, left. Their distribution on the studio model is asymmetric, as are the windows around them. The hull is at such an extreme angle that even the longest hatch results in an opening only 4 feet (1.2 meters) tall. A crew member in a spacesuit can not fit through any of these hatches. Instead, these 2 hatches probably have a function similar to the Umbilical Connection Panels as on the Space Shuttle (below, right).

DECK 8 VENTRAL

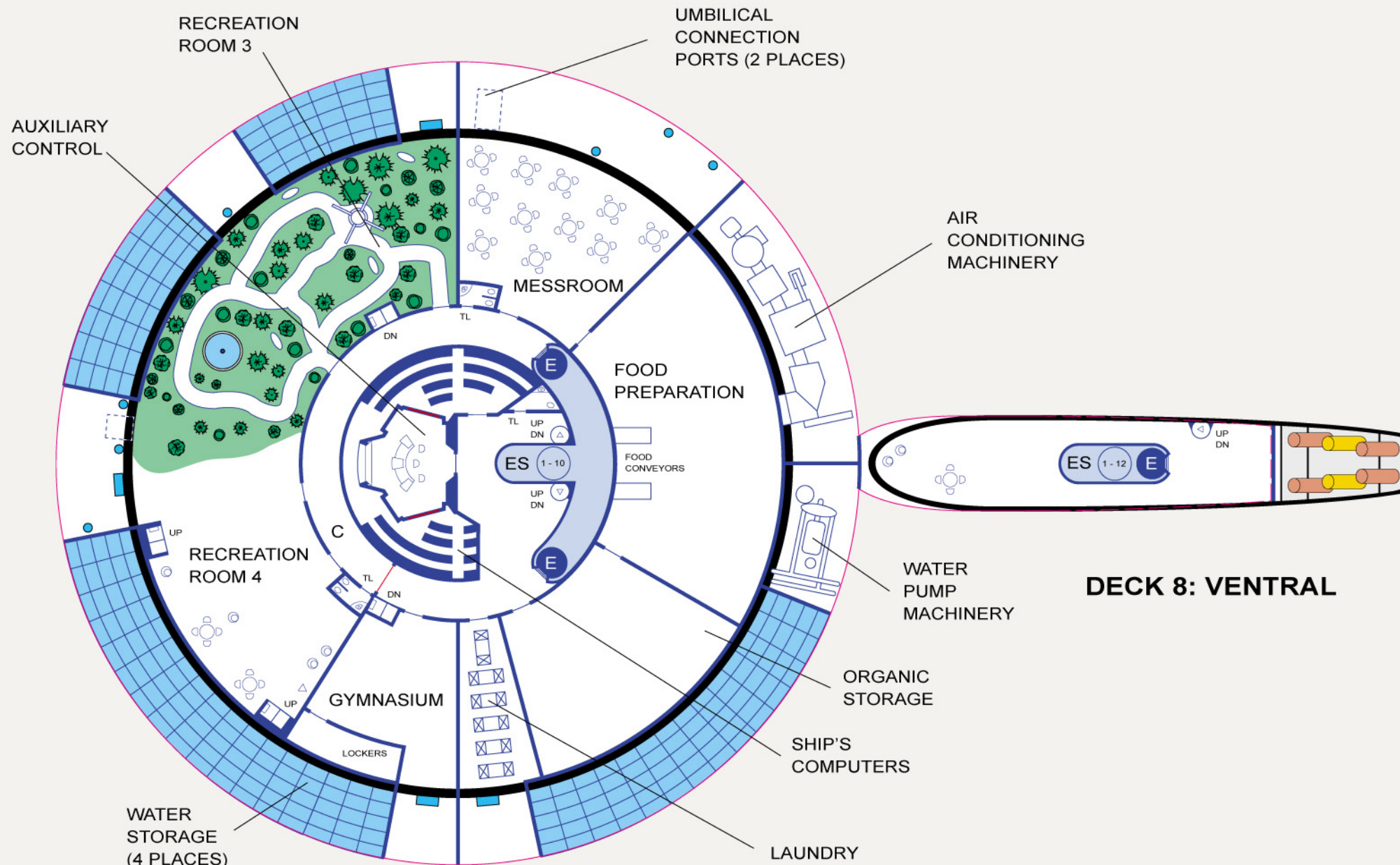
This is a lounge.

DECK 9

Most of this deck is unchanged from the original configuration of the Constitution-class ship. Material Reclamation and Fabrication is probably not a 100% efficient process. Therefore, these 2 hatches could allow for transfer of rare elements required in various manufacturing processes.

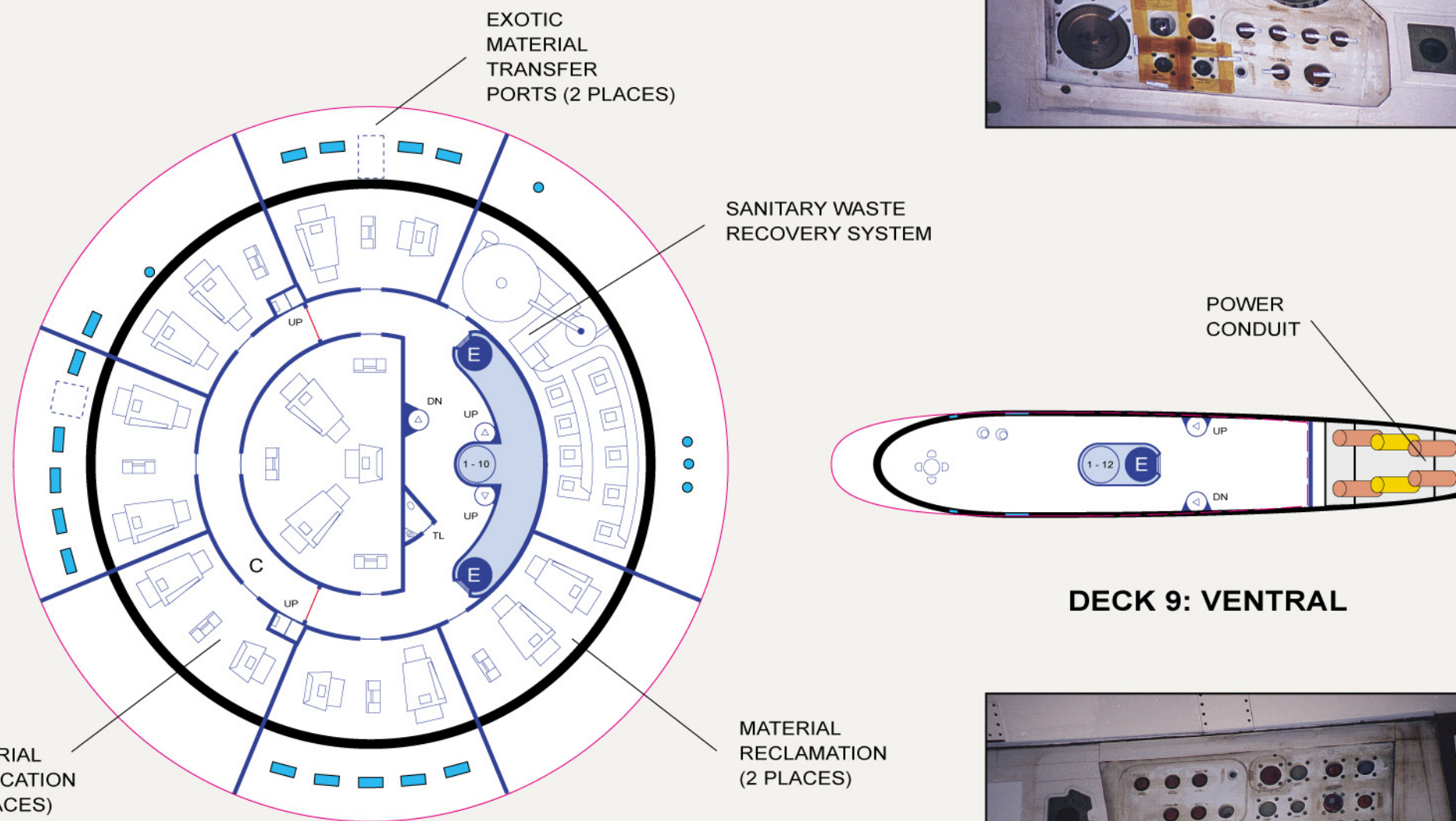


DECK 9 VENTRAL

This is a lounge.



DECK 8: VENTRAL

DECK 8: ENTERTAINMENT / RECREATION FACILITIES



DECK 9: VENTRAL

DECK 9: FABRICATION FACILITIES

