

NOTES

DECK 13 DORSAL
Deflector Equipment is located on this deck.

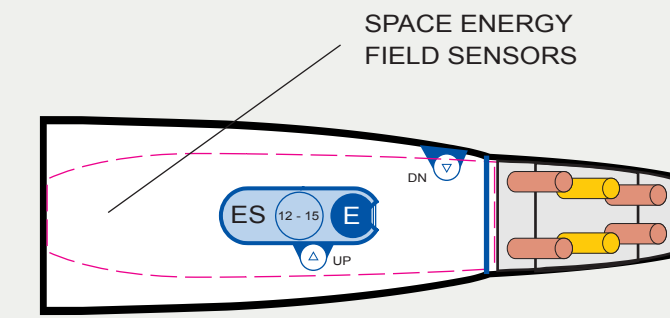
DECK 14 DORSAL
More Deflector Equipment is located on this deck.

DECK 15 DORSAL
More Deflector Equipment is located on this deck.

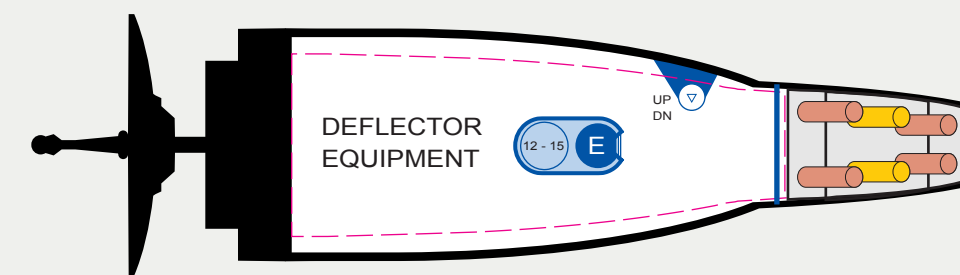
DECK 16 DORSAL
Engineering Monitoring Stations are located here.
The hatch for accessing the Matter-Antimatter Reaction Chamber is located here.
This hatch is usually closed and is heavily shielded.

The disconnection equipment is located here. This area is kept clear and is difficult to enter except by authorized personnel. It is accessible only by ladder.

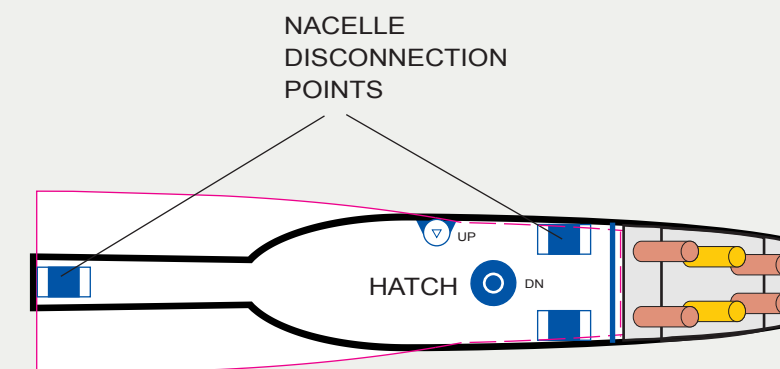
ENGINE INSPECTION STATION
The Matter-Antimatter Reaction Chamber is located here. The access hatch on Deck 16 is usually closed. This entire level is heavily shielded.



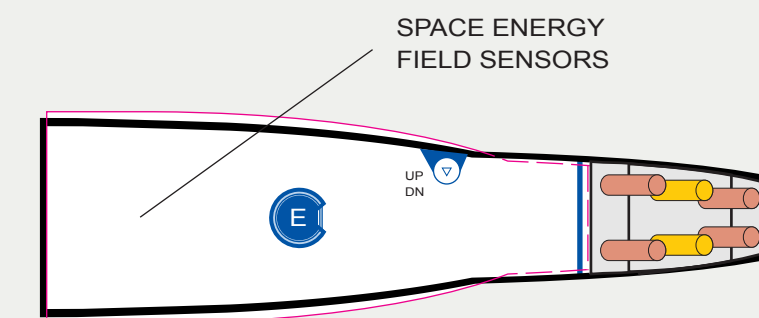
DECK 13: DORSAL



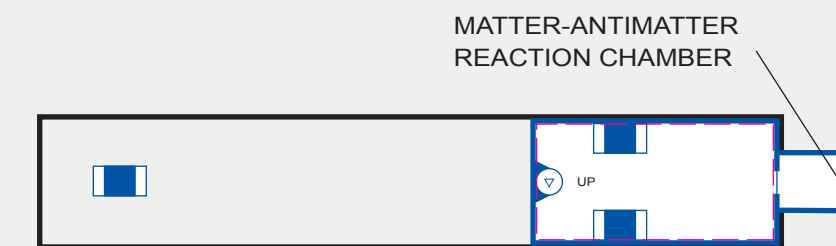
DECK 14: DORSAL



DORSAL 16: DORSAL



DECK 15: DORSAL



ENGINE INSPECTION STATION