



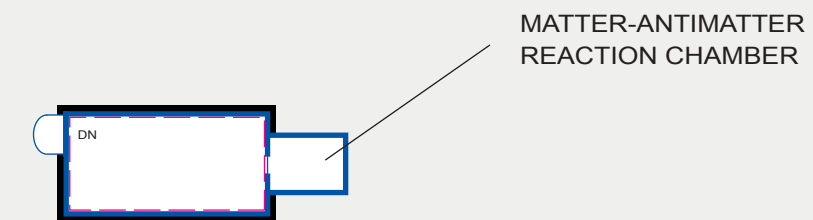
**NOTES**

**ENGINE INSPECTION STATION**  
The Matter-Antimatter Reaction Chamber is located here. The entire level is heavily shielded and is accessible only by Jefferies Tube.

**DISCONNECTION EQUIPMENT (UPPER)**  
The disconnection equipment is located on this deck. This area is kept clear and is difficult to enter except by authorized personnel. It is accessible only by ladder.

**DECK 1 DORSAL**  
The disconnection equipment is located on this deck. This area is kept clear and is difficult to enter except by authorized personnel. It is accessible only by ladder.

**DECK 2 DORSAL**  
This deck is shown on the next page with the correct spacing relative to the Primary Hull. It is shown here to demonstrate its alignment compared to the decks above it.



**ENGINE INSPECTION STATION**

**SHIP DATA**

LENGTH: 244 m  
WIDTH: 127 m  
HEIGHT: 53 m


**TRANSPORTERS**  
6-person: 4  
22-person: 2  
cargo: 2

**SHUTTLECRAFT:** 0

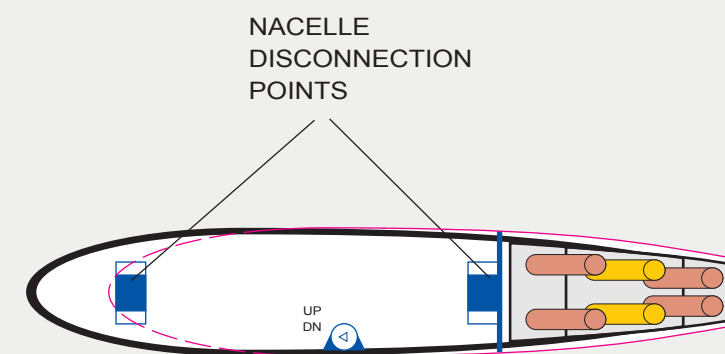
**PHASERS**  
banks of 2: 6

**TORPEDO TUBES:** 2\*

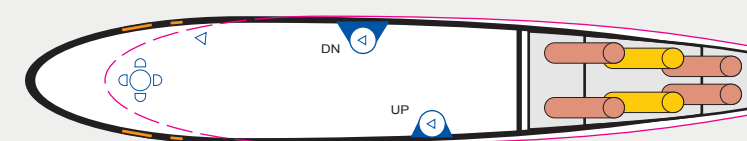
\* sometimes 4



**DISCONNECTION EQUIPMENT (UPPER)**



**DECK 1: DORSAL DISCONNECTION EQUIPMENT (LOWER)**



**DECK 2: DORSAL**