

## NOTES

### DECK 8

Most of this deck is unchanged from the configuration of the Constitution-class ship. Laundry, Food Preparation, Main Recreation and Entertainment areas are here.

The Auxiliary Control is surrounded by the ship's Main Computers which continue here from the center of Deck 7.

The Water Storage found here is an extension of the Water Storage on Deck 7.

The Food Preparation area has two "conveyors" which distribute food upwards into the Messrooms located on Deck 6 and Deck 5.

There are four hatches or ports on the studio model. Two of them are on Deck 8. The other two are on Deck 9. Images of these hatches are below, left. Their distribution on the studio model is asymmetric, as are the windows around them. The hull is at such an extreme angle that even the longest hatch results in an opening only 4 feet (1.2 meters) tall. A crew member in a spacesuit can not fit through any of these hatches. Instead, these 2 hatches probably have a function similar to the Umbilical Connection Panels as on the Space Shuttle (below, right).

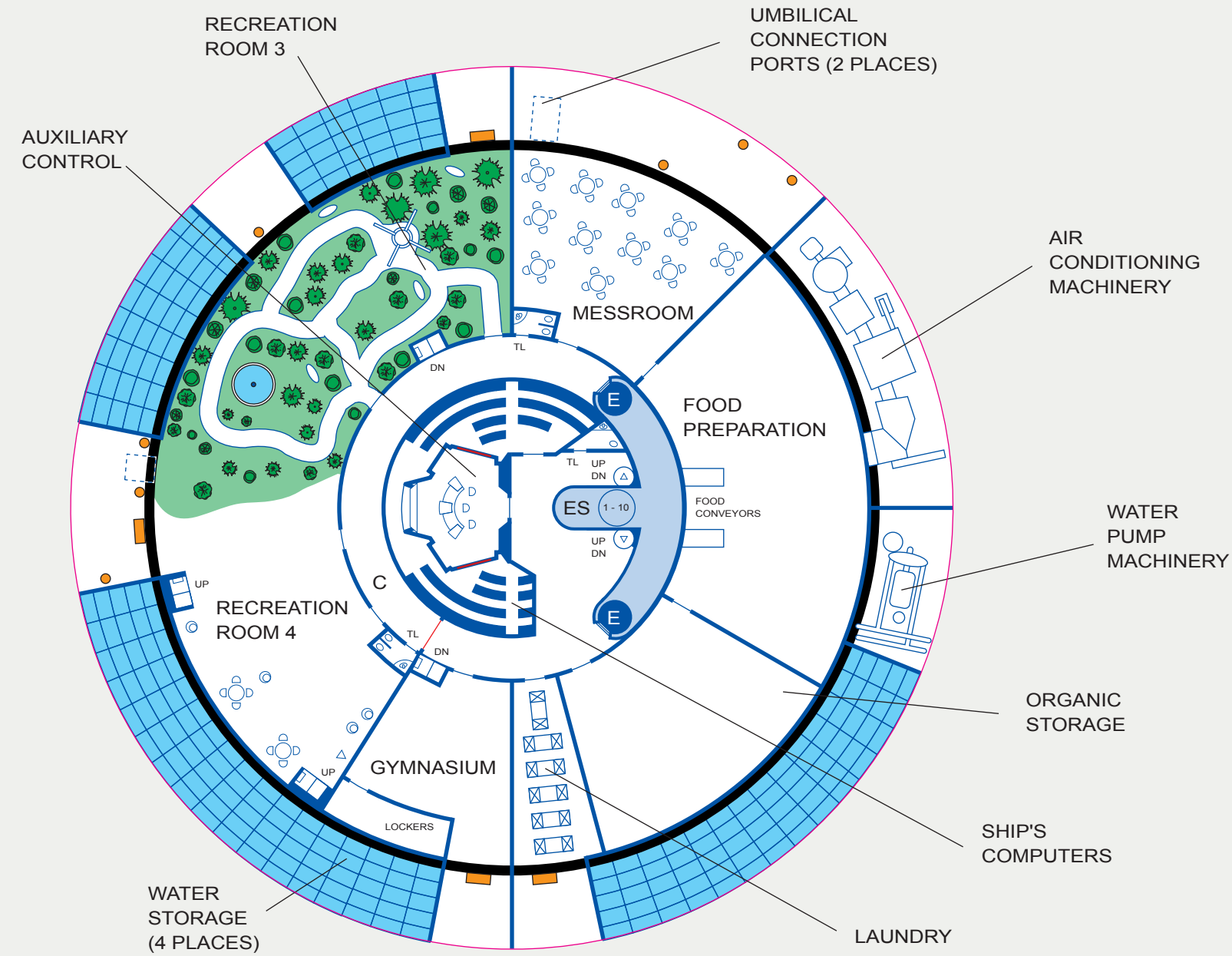

### DECK 9

Most of this deck is unchanged from the original configuration of the Constitution-class ship. Material Reclamation and Fabrication is probably not a 100% efficient process. Therefore, these 2 hatches could allow for transfer of rare elements required in various manufacturing processes.

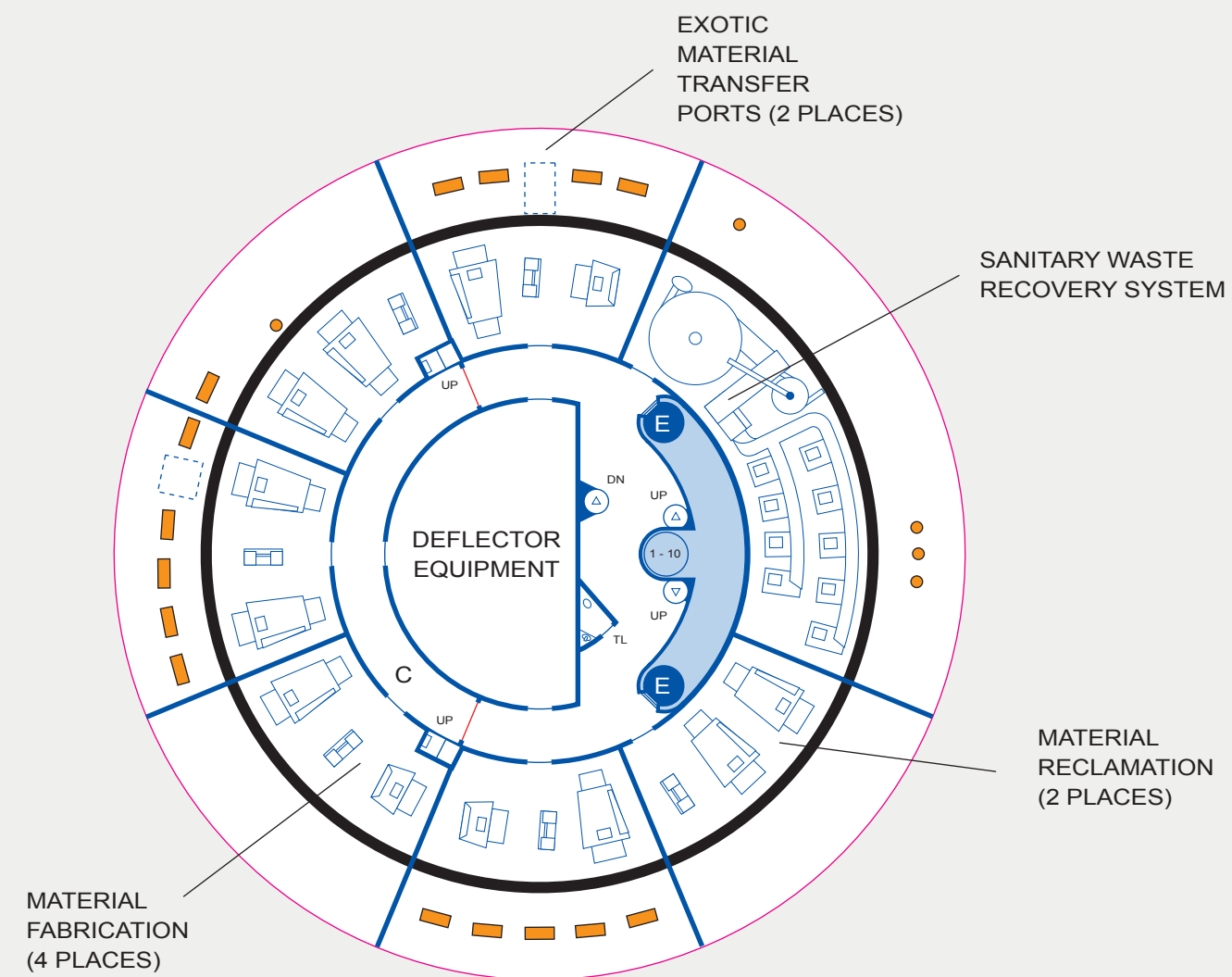
Deflector Equipment is located in the center of the deck.

The Main Sensor Dish was only installed on Mark I versions of this ship. It was not installed on later versions because the Deflector System and Sensors in the bow of the Primary Hull were found to be adequate.

On those later versions, the Deflector Equipment on Deck 9 was replaced with Material Reclamation equipment.



## DECK 8: ENTERTAINMENT / RECREATION FACILITIES



## DECK 9: FABRICATION FACILITIES

