

NOTES

DECK 5  
The layout of this deck is very similar to the FJ design. I like the tri-radial symmetry of his design. However, his turbo-elevator shafts were not set at 120° so I adjusted them. There is also one turbo-elevator storage space.

I retained the Batteries, Air Conditioning, Water Pumps, etc. as well as the Phasers in the outermost ring around the Officers' Quarters.

EMERGENCY STANDARD GASES

PHASER CONTROL ROOM

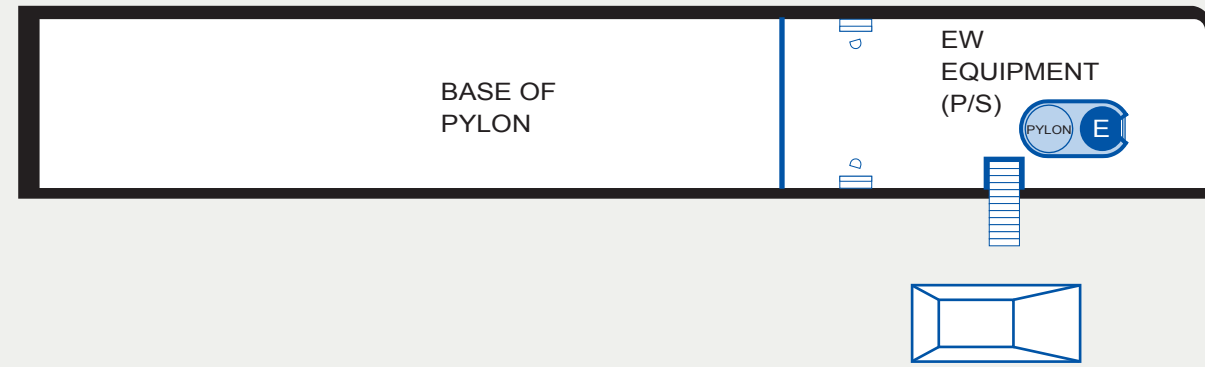
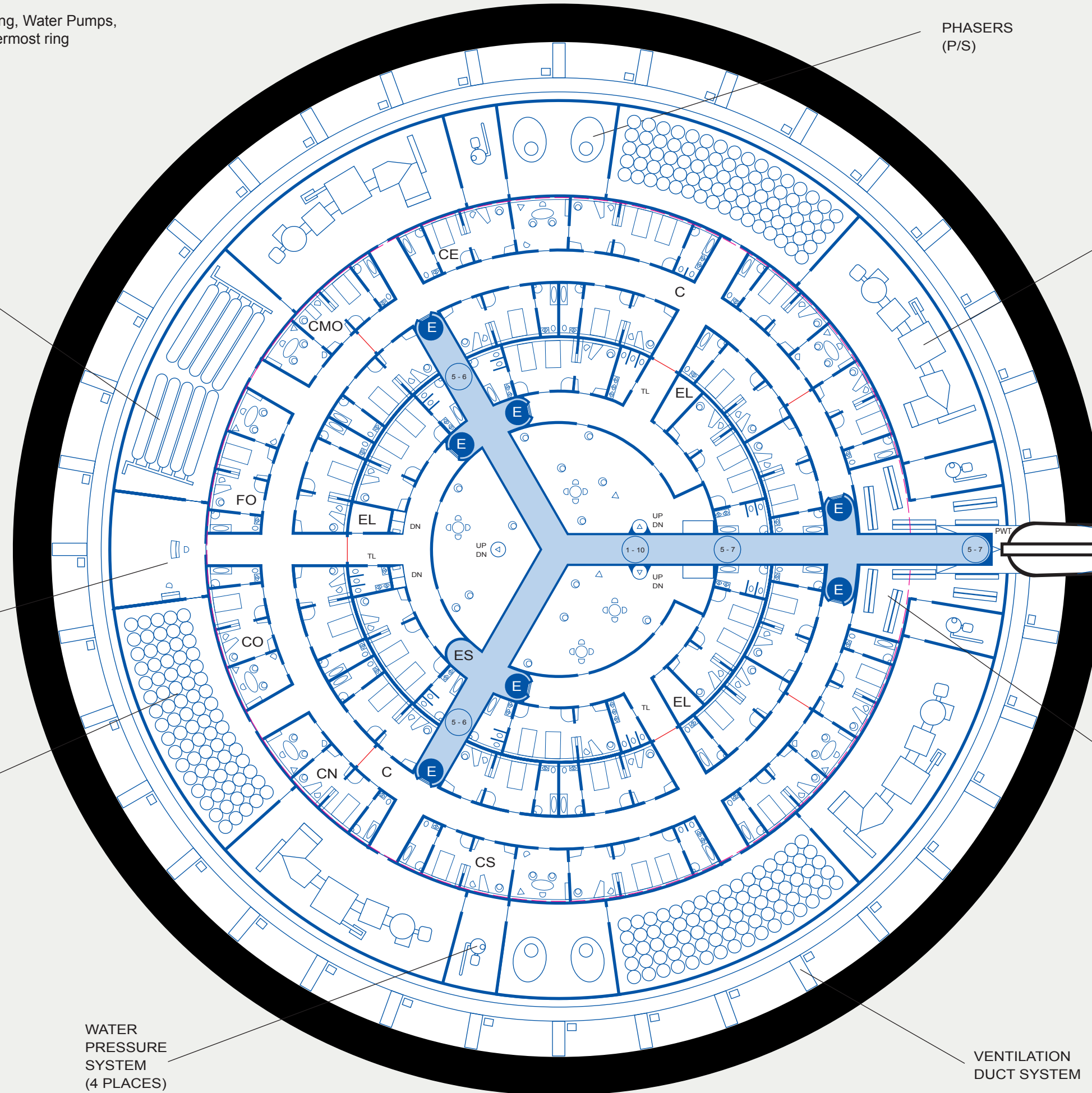
EMERGENCY BATTERIES (3 PLACES)

WATER PRESSURE SYSTEM (4 PLACES)

DECK 5 (continued)  
In the center are 3 relaxation areas. The one at the front is a Lounge. The other two are considered to be Messrooms because they are serviced by food dispensers which are directly connected to the Food Preparation area on Deck 8.

Environmental Lockers (EL) are distributed all around the deck. They can also be used as storage spaces.

Tactical & Warfare Countermeasures Equipment (EW) is located in each pylon. Work stations related to this equipment are also located in each pylon.




PHASERS (P/S)

AIR CONDITIONING MACHINERY (4 PLACES)

CIRCUIT BREAKERS

VENTILATION DUCT SYSTEM

LANDING TRACTOR BEAM (P/S)



DECK 5: SENIOR OFFICERS' QUARTERS