

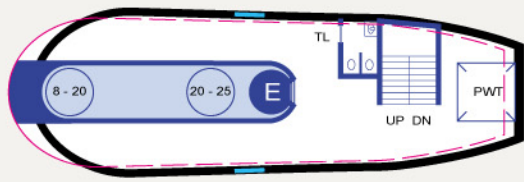
# STAR TREK - HOOK-CLASS LIGHT CRUISER

If printed 17 inches tall (from black-outlined edge to black-outlined edge) the scale of these drawings is 1/350.

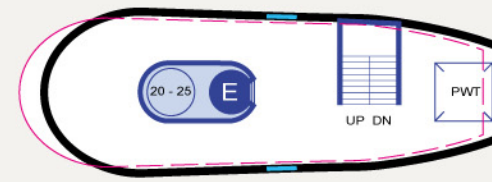
LAYOUT: DECKS 20 to 25, and POD 1 PAGE 18 of 21

COPYRIGHT 2022 - JIM BOTAITIS

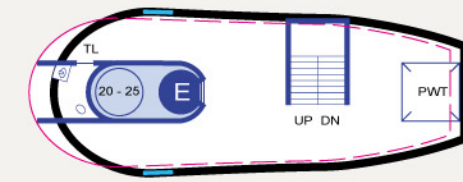
DRAWN BY: Jim Botaitis



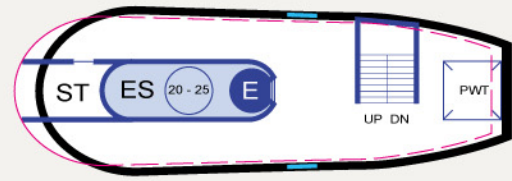
DECK 20: VENTRAL



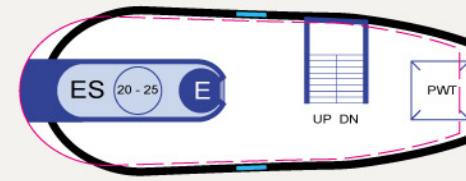
DECK 22: VENTRAL



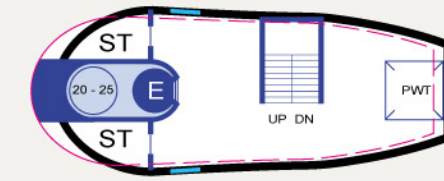
DECK 24: VENTRAL



DECK 21: VENTRAL



DECK 23: VENTRAL



DECK 25: VENTRAL

## NOTES

**DECK 20 VENTRAL**  
Just like Deck 8 Ventral, this deck contains a long horizontal turbo-elevator shaft so that the lower decks can be reached.

**DECK 21 VENTRAL**  
This deck is mostly for storage.

**DECK 22 VENTRAL**  
This deck is mostly for storage.

**DECK 23 VENTRAL**  
This deck is mostly for storage.

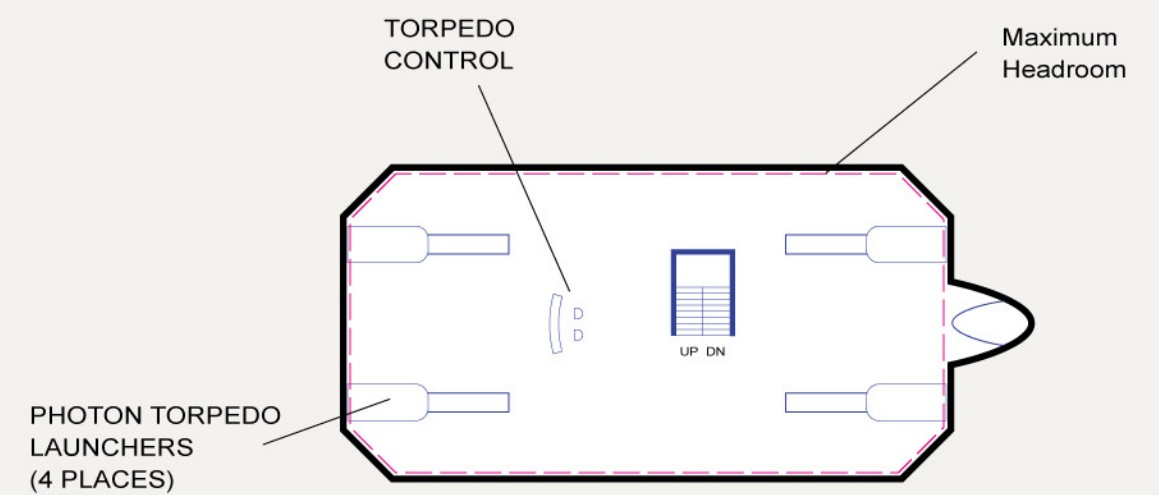
**DECK 24 VENTRAL**  
This deck is mostly for storage.

**DECK 25 VENTRAL**  
This is the last deck; anything lower is considered to be part of whatever pod is attached for whatever mission the ship has been assigned.  
This deck is mostly for storage.

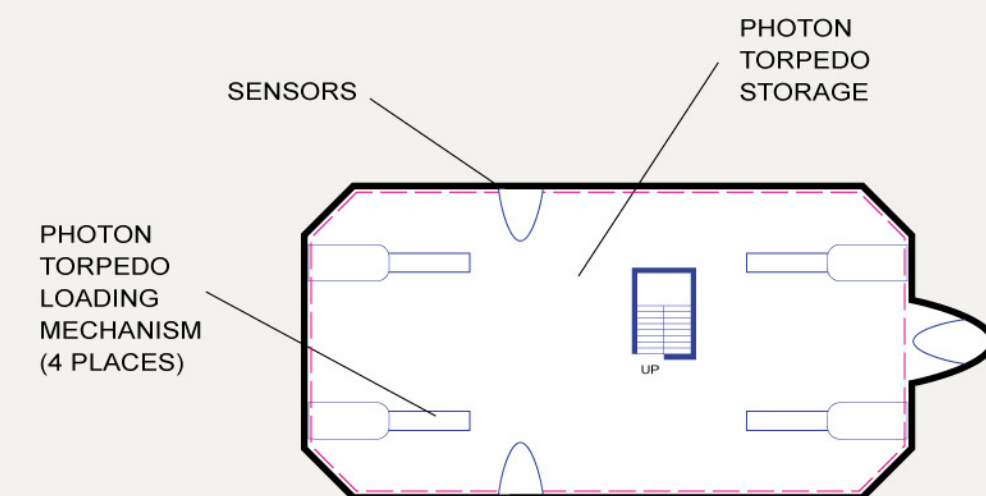
### WEAPONS POD

**DECK 26**  
This deck contains four (4) Torpedo Launchers and the Torpedo Control Station.

**DECK 27**  
This deck contains Sensors, Photon Torpedoes and the torpedo loading equipment.



DECK 26: WEAPONS POD



DECK 27: WEAPONS POD