

If printed 17 inches tall (from black-outlined edge to black-outlined edge) the scale of these drawings is 1/350.



NOTES

TACTICAL & WARFARE ELECTRONIC COUNTERMEASURES EQUIPMENT (EW) Pod

Offering much more than just stealthy intelligence-gathering methods, this pod can also disrupt the capabilities of others to assess their surroundings and to communicate their findings.

The Upper Deck contains most of the information processing and analysis equipment.

The Middle Deck contains most of the sensors and work stations. In the center are the main ladders, restrooms, a Lounge, and corridors.

The Lower Deck contains more sensors, equipment and work stations, plus personnel lockers, the main access ladders and corridor, as well as the pylon connection points. The pylons provide the main access from and to the rest of the ship via turbo-elevators and stairs. The stairs are very long and shallow.

In emergencies, a vertical tube-connection is established to the Hangar Bay. That connection is at the front of this deck, shown here as EPC.

The Bottom Deck contains batteries and an inspection corridor accessed by ladders at each end. The EPC continues down through this deck.

WEAPONS Pod

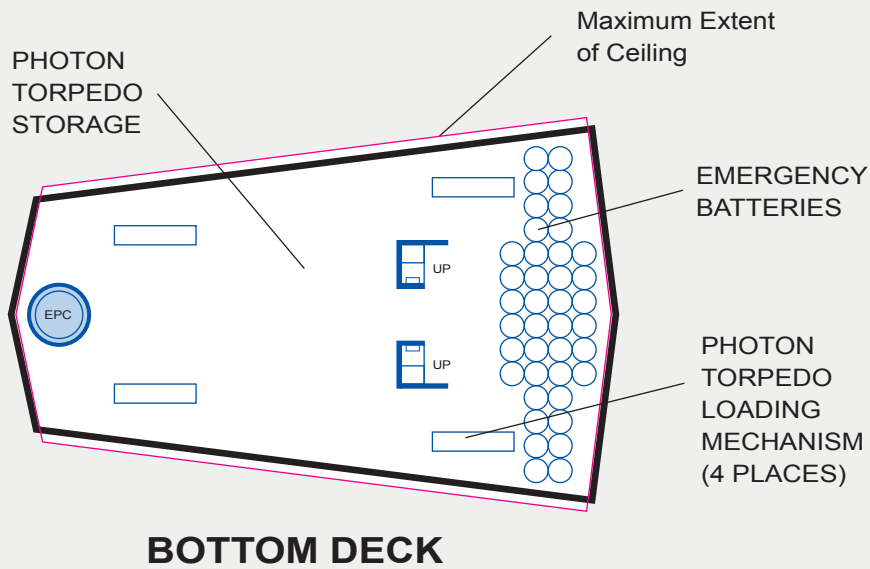
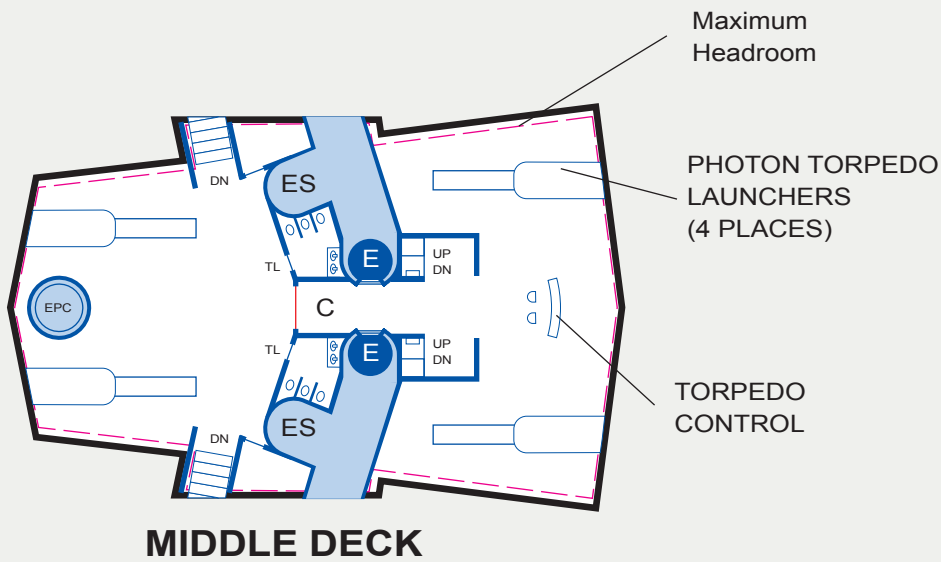
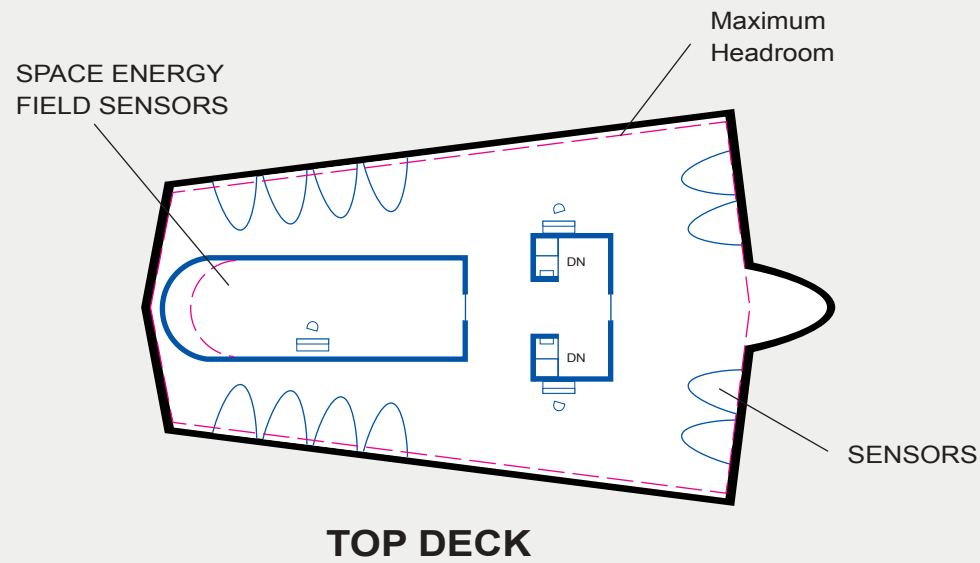
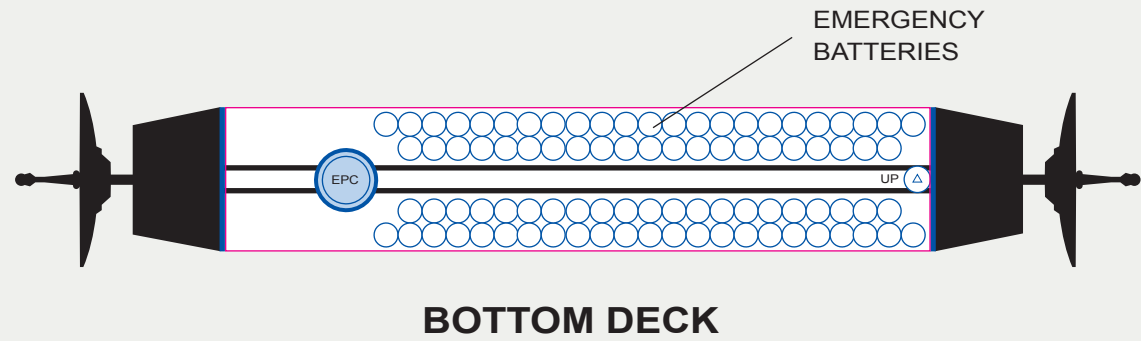
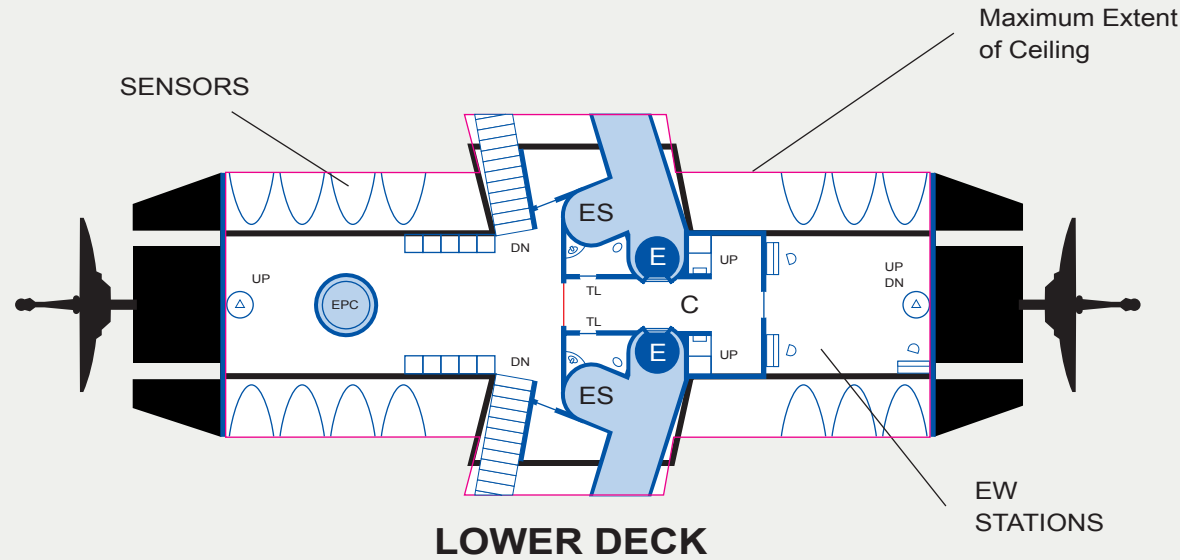
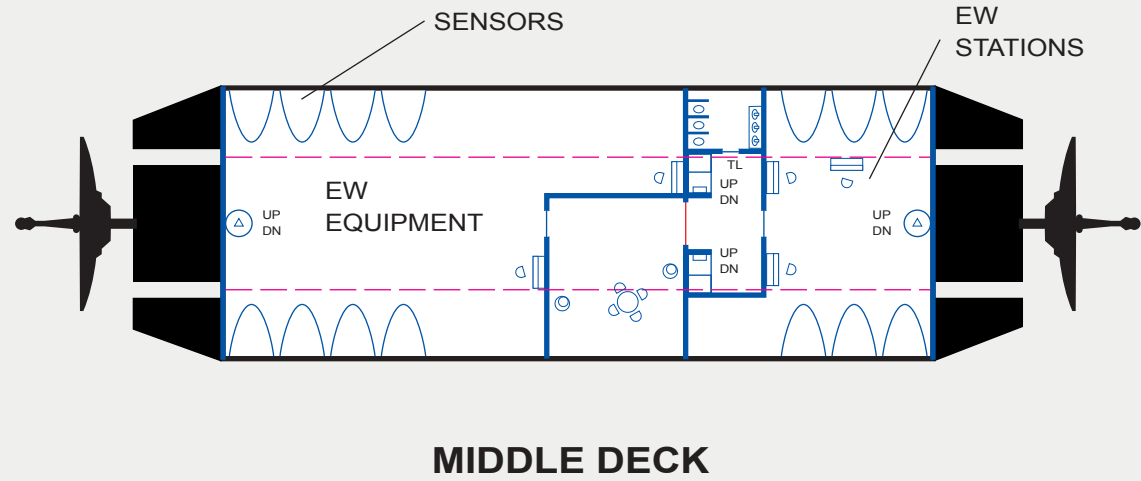
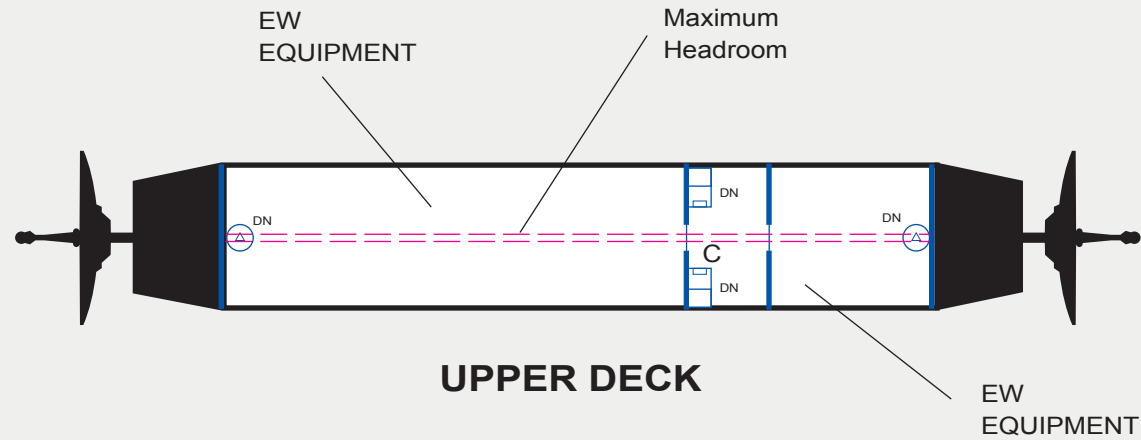
Photon Torpedoes, Photon Torpedoes, and even more Photon Torpedoes. Oh, plus some sensors to guide them.

The Top Deck contains most of the information processing, analysis, and guidance equipment for the torpedoes. Note that the Space Energy Field Sensor protrudes almost a full level above this level.

The Middle Deck contains the work stations. In the center are the restrooms, main access ladders and corridor, as well as the pylon connection points. The pylons provide the main access from and to the rest of the ship via turbo-elevators and stairs. The stairs are very long and shallow.

In emergencies, a vertical tube-connection is established to the Hangar Bay. That connection is at the front of this deck, shown here as EPC.

The Bottom Deck contains batteries, Photon Torpedoes, and the torpedo loading equipment. The EPC continues down through this deck.



Many other pods are available. Custom configurations are also possible. For more information, contact STARFLEET Headquarters, San Francisco, Earth.