

NOTES

DECK 10

TMoST mentions Photon Torpedoes but not their location. Photon Torpedoes were shown in various episodes of STAR TREK to emanate from the underside of the Primary Hull, approximately the same place as the Phasers. Since TMoST states Phaser Banks are on Deck 11, the logical spot for Photon Torpedoes and their launch system is on Deck 10.

The rest of the deck is filled with Cargo Holds.

The Deflector Equipment located in the center of the deck works with the Deflector Equipment and Space Energy Field Sensors located in the bow of Deck 6 and Deck 7 and with the Main Sensor Dish.

DECK 11

Phasers are located on this deck.

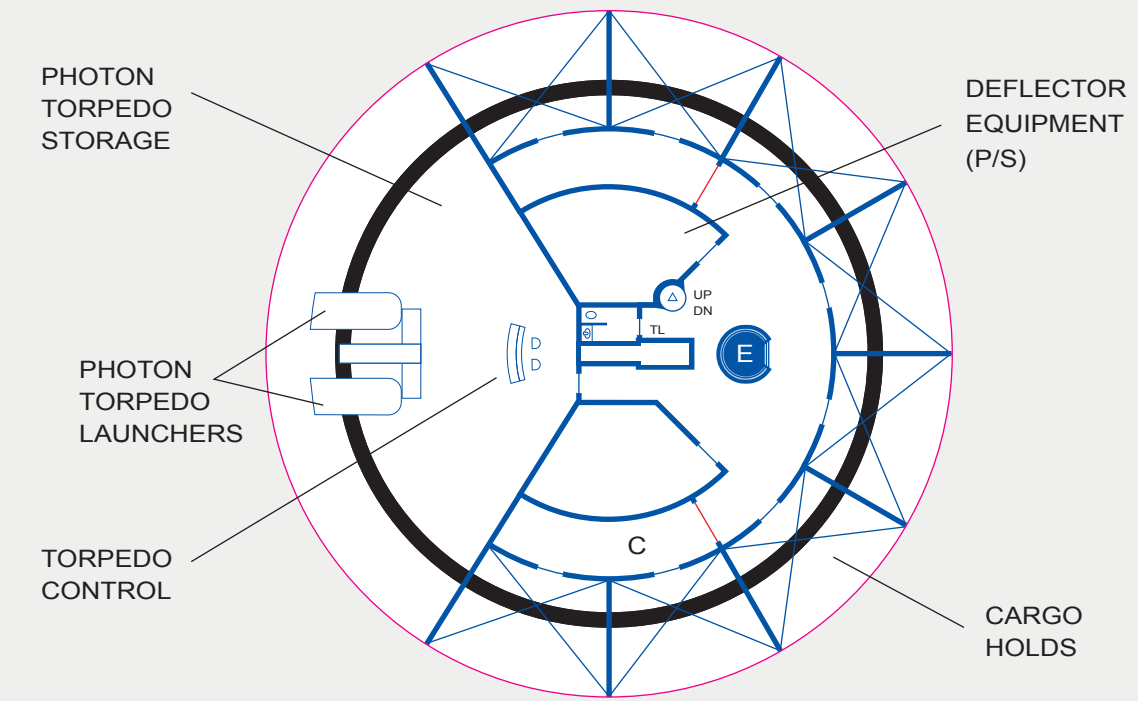
The equipment around the perimeter is for the Tractor Beam. The 3 Tractor Beam Controllers direct the Emitter so that the beam can locate and lock onto the object being towed.

The 3 pale gold-coloured recessed rings on the underside of the Primary Hull absorb and re-direct any back-scatter created by the Tractor Beam.

DECK 12

The Lower Sensor Dome is located here.

The Main Sensor Dish is mounted on the bottom of the Lower Sensor Dome.



DECK 10: PHOTON TORPEDO LAUNCHERS / CARGO

ACCOMMODATIONS

DECK 4 - Ring A - 4
 Ring B - 5
 Row A - 20
 Row B - 16

DECK 5 - Ring A - 8
 Ring B - 8
 Ring C - 10
 Row A - 6

DECK 6 - Ring A - 8
 Ring B - 12
 Ring C - 20
 Ring D - 28
 Ring E - 44
 Ring F - 42
 Ring G - 35
 Ring H - 32

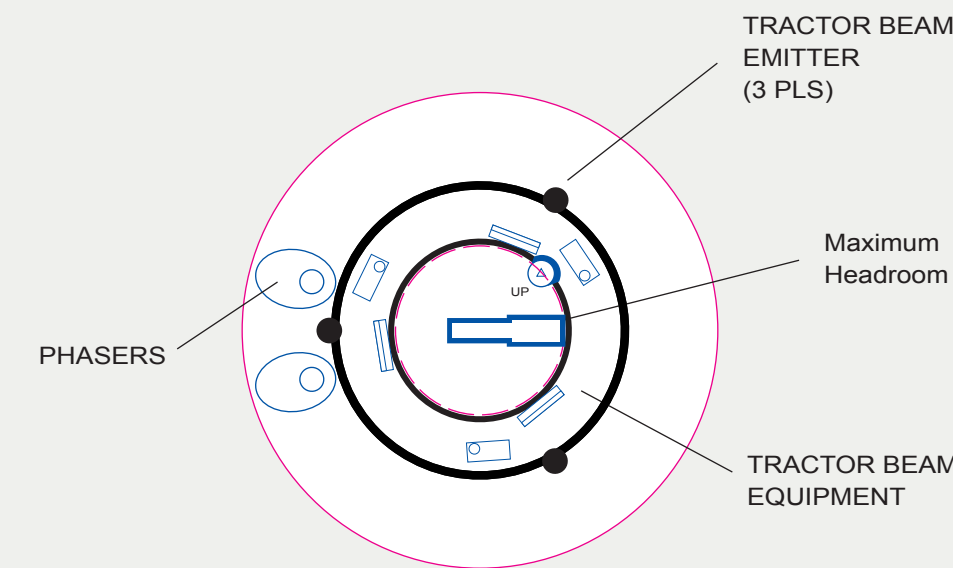
DECK 7 - Row A - 6
 Row B - 8
 Row C - 6
 Row D - 6

TOTAL: 324

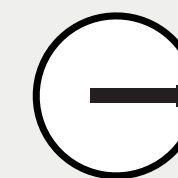
SHIP'S COMPLEMENT

OFFICERS 40
 ENLISTED 260

TOTAL 300



DECK 11: PHASERS / TRACTOR BEAM



DECK 12: SENSORS